

# Taking *an* Evaluative View

- 8TH GRADE MATH ACHIEVEMENT

As Ohio's children continue to grow, their success is, in large part, a reflection of their earliest experiences. The same kids who are behind in kindergarten and third grade continue to fall behind in eighth grade, and are less likely to graduate high school and struggle to obtain a credential or degree. Ohio's most vulnerable children often find themselves in the juvenile justice system. When children are not positioned for success early, Ohio pays later.

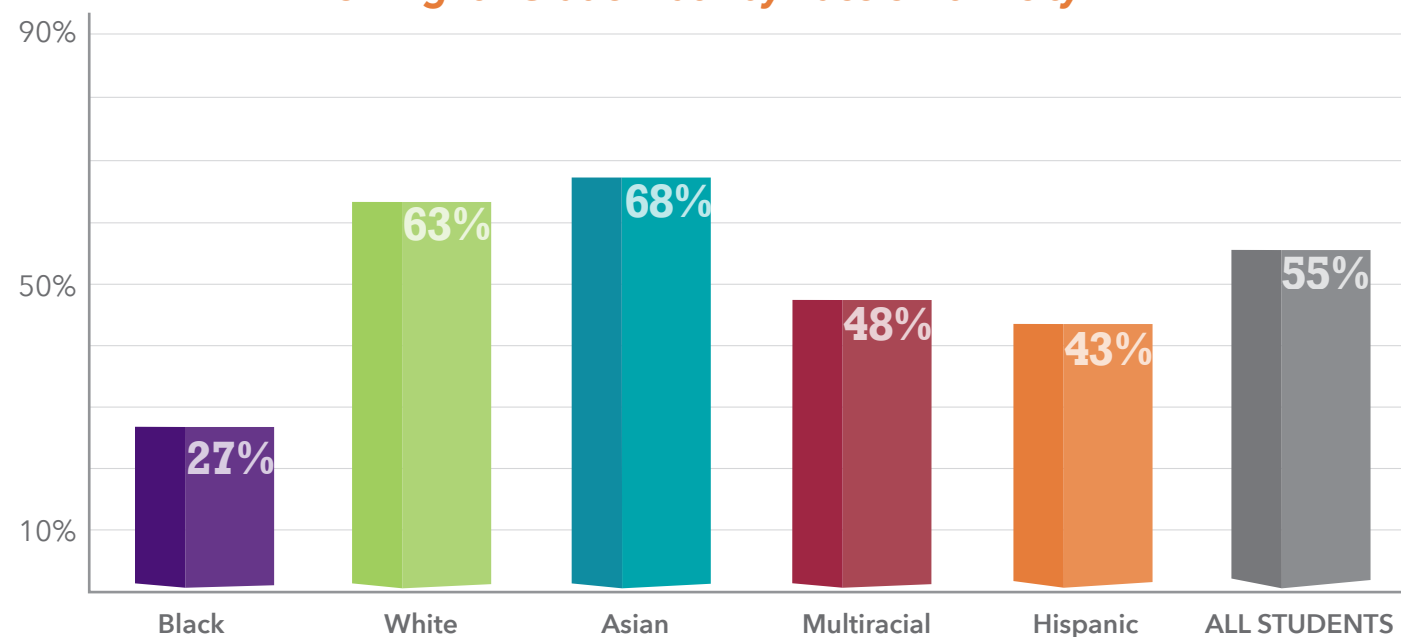


# 8th Grade Math Achievement

Ohio Reading and Mathematics Achievement Assessments are annual tests given to students in grades 3-8 to measure how well students have learned the reading and math concepts taught in these grades.

Research shows that Eighth grade math achievement predicts high school graduation and postsecondary attainment.

## STATEWIDE ANALYSIS FY17 Percent of Students Proficient & Above on Eighth Grade Math by Race & Ethnicity



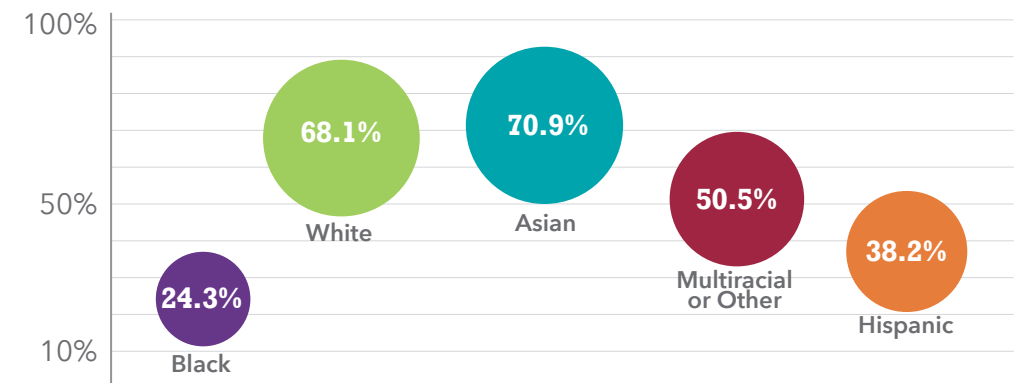
Note: Due to small numbers of students, the county and Appalachian region graphs by race and ethnicity do not show results for Pacific Islanders or American Indian/Alaskan Natives.

Data Source: Ohio Department of Education, Ohio School Report Card FY17

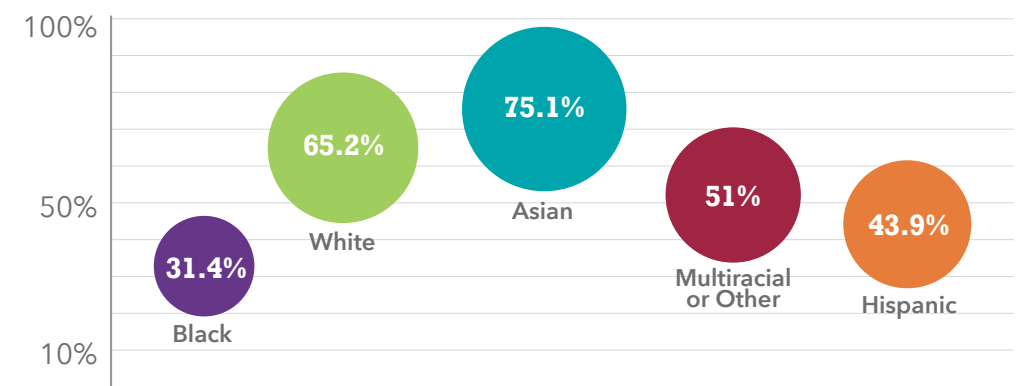
# 8th Grade Math Achievement

## REGIONAL ANALYSIS FY17 Percent of Students Proficient & Above on Eighth Grade Math by Race & Ethnicity

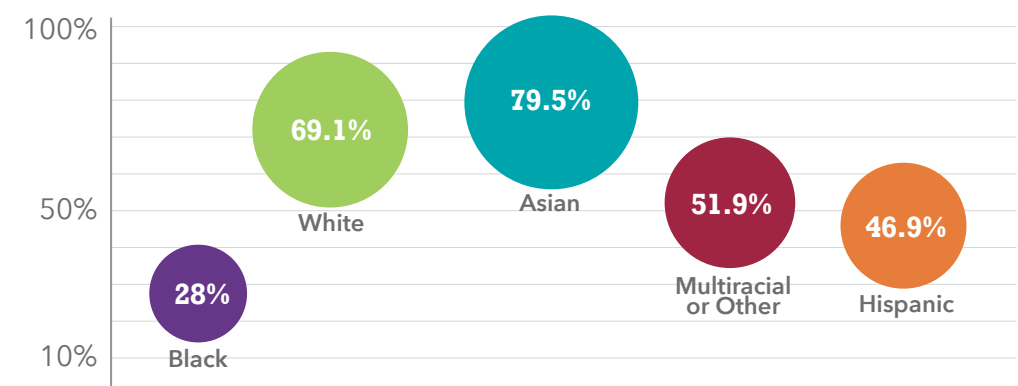
### Cuyahoga County



### Franklin County



### Hamilton County



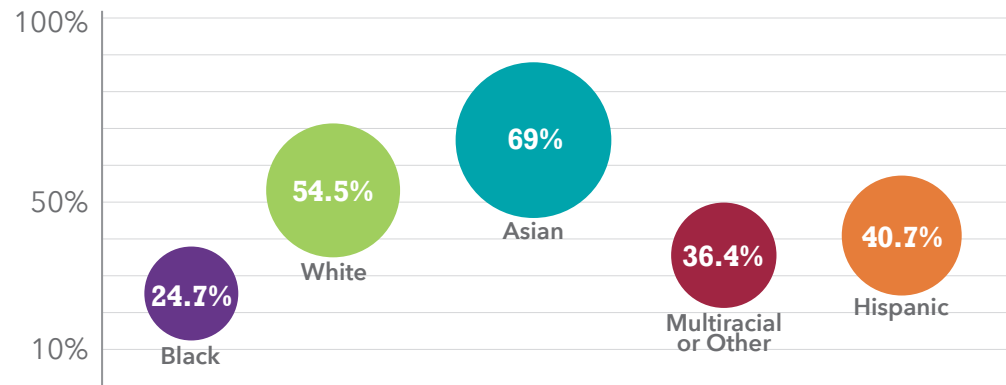
Data Source: Ohio Department of Education, Ohio School Report Card FY17

ONLY 54.9% OF ALL STUDENTS ARE PROFICIENT IN EIGHTH GRADE MATH. WHAT IS THE IMPLICATION OF THIS STATISTIC FOR COLLEGE AND CAREER READINESS? AND HOW CAN WE INCREASE MATH PROFICIENCY AMONG CHILDREN OF COLOR?

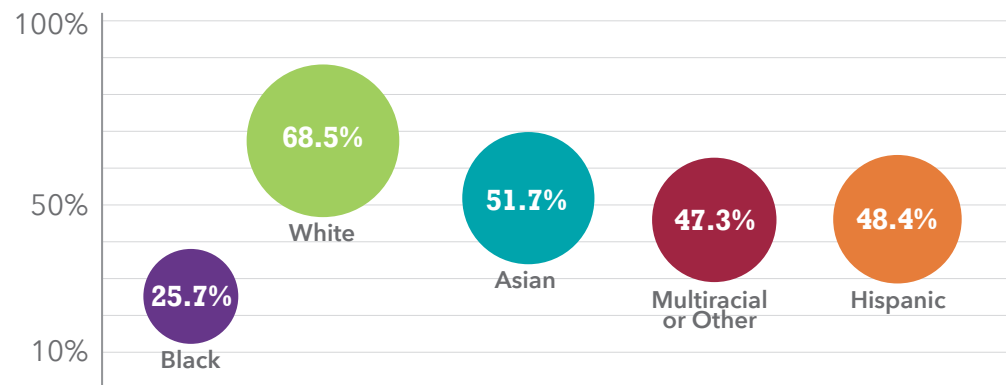
# 8th Grade Math Achievement

**REGIONAL ANALYSIS**  
**FY17 Percent of Students Proficient & Above on Eighth Grade Math BY RACE & ETHNICITY**

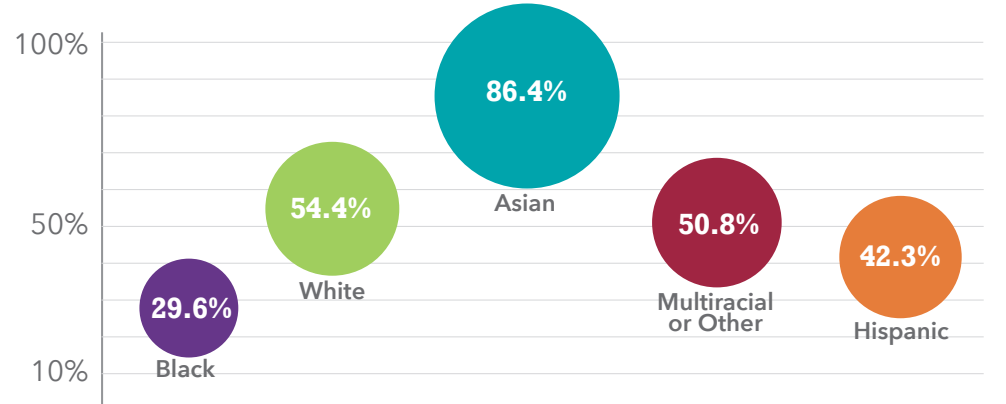
## Montgomery County



## Summit County



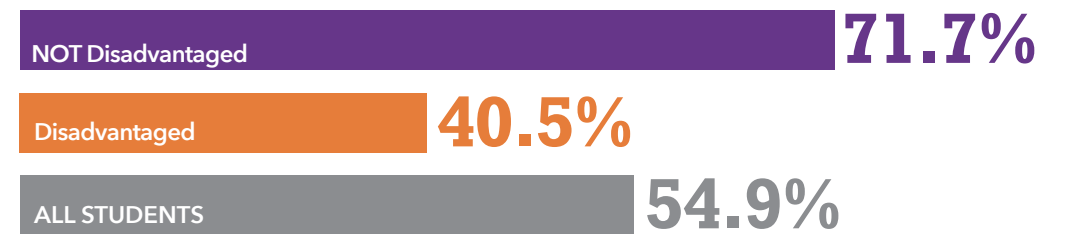
## Appalachian Region



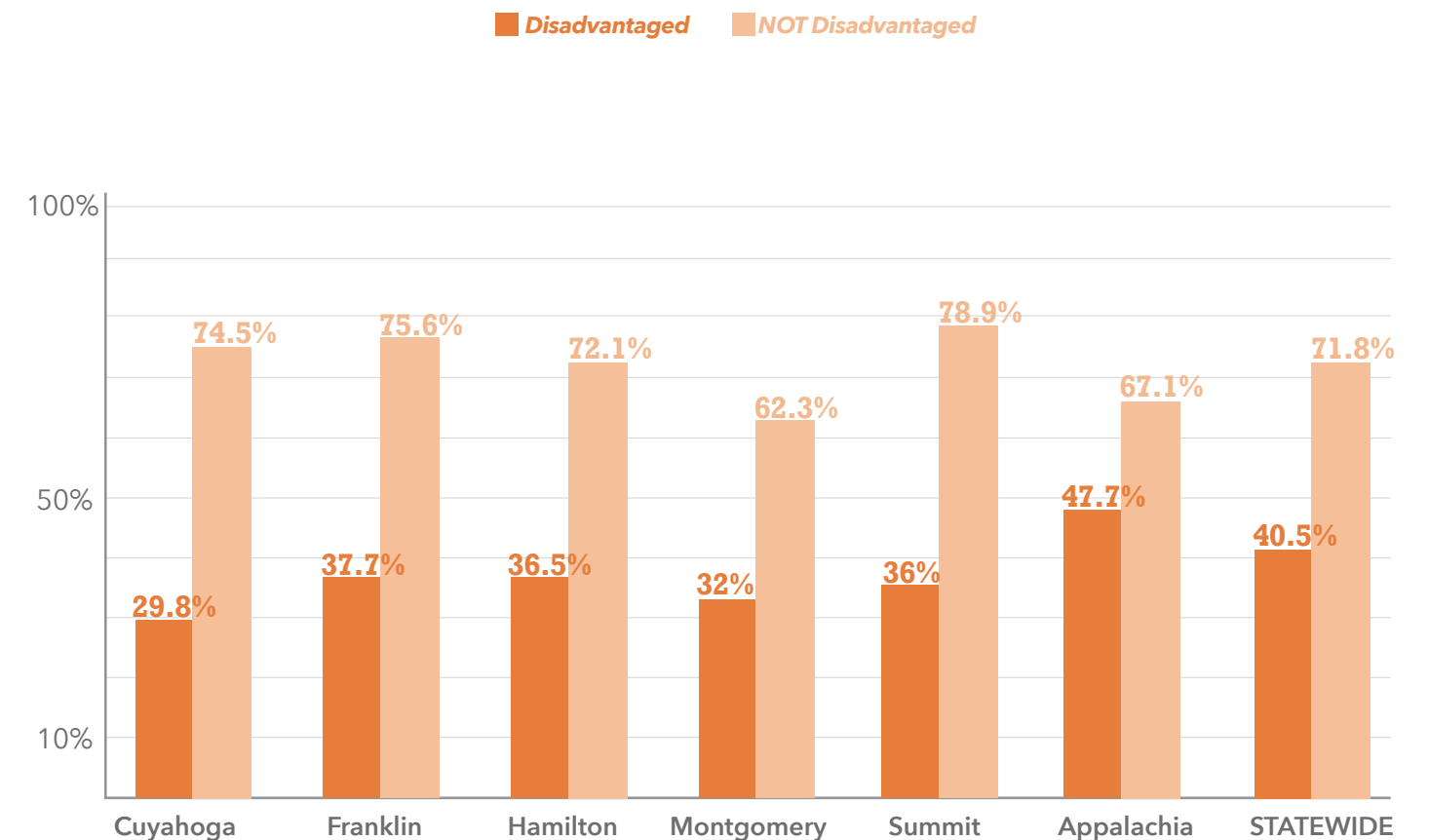
Data Note: The above graph is based on the simple average rather than weighted average of county test results.  
 Data Source: Ohio Department of Education, Ohio School Report Card FY17

# 8th Grade Math Achievement

**FY17 Percent of Students Proficient & Above on Eighth Grade Math BY ECONOMIC STATUS**



**FY17 Percent of Students Proficient & Above on Eighth Grade Math BY ECONOMIC STATUS IN SELECTED REGIONS**



Data Source: Ohio Department of Education, School Report Card FY16

## 8th Grade Math Achievement:

### SOURCES

U.S. Department of Education, "College and Career-Ready Students"  
[www2.ed.gov/policy/elsec/leg/blueprint/college-career-ready.pdf](http://www2.ed.gov/policy/elsec/leg/blueprint/college-career-ready.pdf)

### DATA SOURCE

Ohio Department of Education, Ohio School Report Card FY17

---



# Join Us.

Groundwork  
OHIO



*Ohio Early Childhood Race & Rural Equity Report*

[GroundworkOhio.org](http://GroundworkOhio.org)



@GroundworkOhio

**SHANNON JONES**

*Executive Director*

[SJones@GroundworkOhio.org](mailto:SJones@GroundworkOhio.org)

**LYNANNE GUTIERREZ**

*Policy Director & Legal Counsel*

[LWolf@GroundworkOhio.org](mailto:LWolf@GroundworkOhio.org)

**JULIA HOHNER**

*Communications & Policy Associate*

[JHohner@GroundworkOhio.org](mailto:JHohner@GroundworkOhio.org)

**172 E. State Street, Suite 400 • Columbus, Ohio 43215**

*Groundwork Ohio is a fiscally-sponsored project of Community Initiatives*